







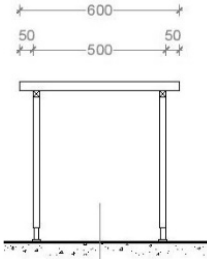










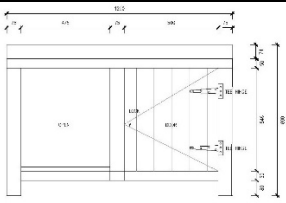


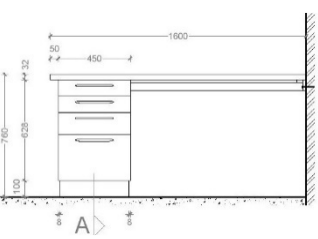

SIVE SPECIAL SCHOOL – Technical Furniture Schedule





| TYPE | REF | DESCRIPTION | ROOM |
|---|-----|---|---|
| COMBINATION STUDENT DESK | | | |
| DOUBLE COMBINATION SECONDARY DESK (GRADE 7-12) | | | |
|  | FA1 | <ol style="list-style-type: none"> 1. TOP FRONT SLAT, BACK, SLAT MANUFACTURED FROM 21MM SOLID SALIGNA, HARDWOOD (EUCALYPTUS GRANDLS) 2. MAIN STEEL FRAME Ø31.7X.6MM TUBING 3. SEAT SUPPORT RAIL Ø15.05X1.2MM TUBING 4. SEAT Ø15.88X1.2MM TUBING COMPLETE STEEL FRAME BAKED LIGHT GREY EPOXY/POLYESTER POWDER COATING FINISH 5. DURABLE PLUGS FITTED ON ALL OPEN ENDS 6. ALL TIMBER COMPONENT TO BE VARNISHED WITH TWO COATS OF ACID CATALYSED LACQUER 7. FIT ALL TIMBER COMPONENTS TO STEEL FRAME WITH APPROVED M5/M5 BOLTS AND MY LOCK NUTS 8. DESK MUST COMPLY WITH SANS 880:2004 (EDITION 3.2) <p style="margin-top: 10px;">Length – 1065mm Width – 400mm Height – 750mm</p> | |
| SINGLE COMBINATION SECONDARY DESK (GRADE 7-12) | | | |
|  | FA2 | <ol style="list-style-type: none"> 1. TOP FRONT SLAT, BACK, SLAT MANUFACTURED FROM 21MM SOLID SALIGNA, HARDWOOD (EUCALYPTUS GRANDLS) 2. MAIN STEEL FRAME Ø31.7X.6MM TUBING 3. SEAT SUPPORT RAIL Ø15.05X1.2MM TUBING 4. SEAT Ø15.88X1.2MM TUBING COMPLETE STEEL FRAME BAKED LIGHT GREY EPOXY/POLYESTER POWDER COATING FINISH 5. DURABLE PLUGS FITTED ON ALL OPEN ENDS 6. ALL TIMBER COMPONENT TO BE VARNISHED WITH TWO COATS OF ACID CATALYSED LACQUER 7. FIT ALL TIMBER COMPONENTS TO STEEL FRAME WITH APPROVED M5/M5 BOLTS AND MY LOCK NUTS 8. DESK MUST COMPLY WITH SANS 880:2004 (EDITION 3.2) <p style="margin-top: 10px;">Length – 600mm Width – 400mm Height – 750mm</p> | Classroom Grade 7-12 |
| TABLES / DESKS | | | |
| TEACHERS DESK | | | |
|  | FB1 | <ol style="list-style-type: none"> 1. TABLE TOP – 21MM SOLID HARDWOOD, 2. DRAWERS MANUFACTURED FROM MATCHING 16MM SUBSTRATE VENEER BOARD ALL EDGES SEALED WITH MATCHING VENEER 3. 21MM SOLID SALIGNA HARDWOOD DRAWER FRONTS, BOTH DRAWERS LOCKABLE (APPROVED LOCK) 4. APPROVED HANDLE 5. KNOCK-DOWN “PRISMA” FITTING 6. ALL TIMBER COMPONENTS TO BE VARNISHED WITH TWO COATS OF ACID CATALYSED LACQUER 7. DESK MUST COMPLY WITH SABS 15282:1998 (EDITION 1.1) <p style="margin-top: 10px;">Length – 1611mm Width – 910mm Height – 750mm</p> | Classroom H.O.D. Admin. Office Social Worker Audiologist Speech Therapy |







| TYPE | REF | DESCRIPTION | ROOM |
|---|-----|---|------------------------|
| UTILITY DESK | | | |
|  | FB2 | <ol style="list-style-type: none"> 1. TABLE TOP – 21MM SOLID HARDWOOD, 2. MODESTY PANEL AND DRAWER BOX CARCASS MANUFACTURED FROM MATCHING 16MM SUBSTRATE VENEER BOARD ALL EDGES SEALED WITH MATCHING VEENER 3. 32X1.6MM SQUARE TUBING FRAME WITH BAKED BLACK EPOXY POLYESTER POWDER COATING FINISH 4. DURABLE PLUGS FITTED TO ALL LEGS ENDS 5. 21MM SOLID SALIGNA HARDWOOD DRAWER FRONTS, TOP DRAWER LOCKABLE (APPROVED LOCK) 6. APPROVED HANDLE AND DRAWER SLIDES 7. KNOCK-DOWN “PRISMA” FITTING 8. MODESTY PANEL TO BE SECURED TO STEEL FRAME WITH 4.8X27MM LARGE FLANGE POP REVETS 9. ALL TIMBER COMPONENTS TO BE VARBISHED WITH TWO COATS OF ACID CATALYSED LACQUER 10. FIT TOP TO STEEL FRAME WITH APPROVED SCREWS 11. DESK MUST COMPLY WITH SABS 1528-2:1998 (EDITION) <p>Length – 1200mm Width – 700mm Height – 750mm</p> | Guest Bedroom (Dorm's) |
| PRINCIPALS DESK | | | |
|  | FB3 | <ol style="list-style-type: none"> 1. TOP POSTFORMED (180°) DECORATIVE MELAMINE (NATURAL OAK) WITH BALANCING BACKER LAMINATED ON 32MM SUBSTRATE PARTICLE BOARD. 2. SIDE PANELS SAME AS FOR TOP, BUT DOUBLE DECOR 3. DRAWER BOX WITH 3-DRAWERS TOP DRAWER LOCKABLE WITH PENCILTRAY APPROVED LOCK, METAL DRAWER RUNNERS AND MATCHING HANDLES 4. APPROVED HEIGHT ADJUSTABLE FEET 5. MODESTY PANEL, DOUBLE SIDED MELAMINE FACED (NATURAL OAK) 16MM PARTICLE BOARD 6. ALL EDGES SEALED WITH MATCHING PVC EDGING TOP EDGES EDGING AT LEAST 2MM THICK 7. DESK MUST COMPLY WITH SABS 1528-2.1996 (Edition 1.1) | PRINCIPAL OFFICE |
| DOUBLE STACKABLE TABLE | | | |
|  | FB4 | <ol style="list-style-type: none"> 1. LAMINATED TIMBER TABLE TOP (REF2.1.6) 2. Ø 25X1.6mm STEEL TUBING, STACKABLE WITH BAKED POLYESTER/EPOXY POWDER COATING (REF 2.1.18/19) 3. PLUGS TO ALL LEG ENDS (REF 2.1.20) 4. TAMPER PROOF SCREWS (10 OFF CSK) | CLASS-ROOMS |
| 8 SEATER GRADE R TABLE (1800mm) | | | |
|  | FB5 | <ol style="list-style-type: none"> 1. TABLE TOP – 21MM SOLID SALIGNA HARDWOOD (Eucalyptus Grendles) 2. Ø 25X1.6MM TUBING STACKABLE STEEL FRAME WITH BAKED LIGHT GREY EPOXY/POLYESTER POWDER COATING FINISH 3. DURABLE PLUGS FITTED TO ALL OPEN ENDS 4. PENCIL GROOVE 16X3MM 5. ALL TIMBER COMPONENTS TO BE VARNISHED WITH TWO COATS OF ACID CATALYSED LACQUER 6. FIT TOP STEEL FRAME WITH APPROACHED SCREWS 7. TABLE MUST COMPLY WITH SANS 660:2004 (Edition 3.2) <p>Length – 1800mm Width – 700mm Height – 500mm</p> | GRADE R CLASS-ROOMS |



| TYPE | REF | DESCRIPTION | ROOM |
|---|------|--|--|
| 8 SEATER TABLE (1800mm) | | | |
|  | FB6 | <ol style="list-style-type: none"> 1. TABLE TOP – 21MM SOLID SALIGNA HARDWOOD (Eucalyptus Grendles) 2. Ø 25X1.6MM TUBING STACKABLE STEEL FRAME WITH BAKED LIGHT GREY EPOXY/POLYESTER POWDER COATING FINISH 3. DURABLE PLUGS FITTED TO ALL OPEN ENDS 4. PENCIL GROOVE 16X3MM 5. ALL TIMBER COMPONENTS TO BE VARNISHED WITH TWO COATS OF ACID CATALYSED LACCUER 6. FIT TOP STEEL FRAME WITH APPROACHED SCREWS 7. TABLE MUST COMPLY WITH SANS 660:2004 (Edition 3.2) <p>Length – 1800mm Width – 700mm Height – 760mm</p> | |
| SICKBAY BEDSIDE TABLE | | | |
|  | FB7 | <p>COUNTER TOP – 600MM WIDE SINGLE BULLNOSED 32MM THICK. FORMICA COVERED CHIPBOARD TOP WITH EDGING TO MATCH.</p> <p>REFER TO ARCHITECT'S JOINERY SCHEDULE</p> <p>Length – 600mm Width – 450mm Height – 600mm</p> | <p>SICK ROOM</p> <p>GUEST BEDROOM (DORM)</p> |
| 1200mmØ ROUND TABLE | | | |
|  | FB8 | <ol style="list-style-type: none"> 1. ROUND TABLE TOP – 21MM SOLID SALIGNA HARDWOOD (Eucalyptus Grendles) 2. Ø 25X1.6MM TUBING STACKABLE STEEL FRAME WITH BAKED LIGHT GREY EPOXY/POLYESTER POWDER COATING FINISH 3. DURABLE PLUGS FITTED TO ALL OPEN ENDS 4. ALL TIMBER COMPONENTS TO BE VARNISHED WITH TWO COATS OF ACID CATALYSED LACCUER 5. FIT TOOP STEEL FRAME WITH APPROACHED SCREWS 6. TABLE MUST COMPLY WITH SANS 660:2004 (Edition 3.2) <p>Size – 1200mm Ø Height – 760mm</p> | |
| 10 SEATER BOARDROOM TABLE | | | |
|  | FB9 | | BOARD-ROOM |
| SEWING TABLE WITH SEWING MACHINE | | | |
|  | FB10 | | SEWING WORK-SHOP |



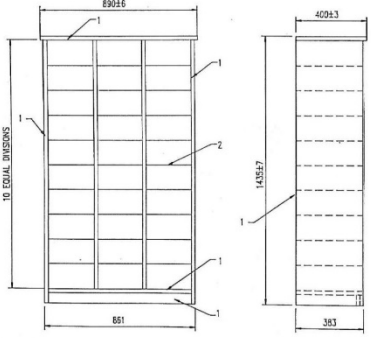
| TYPE | REF | DESCRIPTION | ROOM |
|---|------|--|--|
| CUTTING TABLE | | | |
|  | FB11 | FREE STANDING RECTANGULAR CUTTING TABLE WITH SHELVING BELOW FOR STORAGE Length – 3048mm Width – 1524mm Height – 950mm | SEWING WORKSHOP |
| ARTS & CRAFTS TABLE | | | |
|  | FB12 | | ARTS & CRAFTS WORKSHOP |
| STAINLESS STEEL WORK TABLE WITH BACK PLATE | | | |
|  | FB13 | 430 GRADE 1.2MM THICK STAINLESS STEEL TABLE WITH INTEGRAL SPLASHBACK AND SHELF BELOW, TO APPROVAL. | CONSUMER STUDIES |
| PURPOSE MADE TIMBER DESK WITH SIDE PRIVACY PANELS | | | |
|  | FB14 | PURPOSE MADE SIGN LANGUAGE DESK, TO DETAILS. | SIGNAGE CLASSROOMS |
| COFFEE TABLE | | | |
|  | FB15 | | STAFF RESOURCE CENTRE H.M. LOUNGE |
| BEDSIDE TABLE (DOUBLE BUNK) | | | |
| <i>SPECIAL – TO DETAILS</i> | FB16 | PURPOSE MADE BED-SIDE TABLE TO SUIT DOUBLE BUNK, TO DETAILS. | BEDROOMS (DORMS) |




| TYPE | REF | DESCRIPTION | ROOM |
|---|------|---|---|
| WORKBENCH | | | |
|  | FB17 | FREE STANDING WOODEN WORKBENCH REFER TO ARCHITECT'S DRAWING Length – 1200mm Width – 720mm Height – 800mm | WOODWORK WORKSHOP |
| TV STAND | | | |
|  | FB18 | TV STAND Length – 1500mm Width – 420mm Height – 460mm | PLAYROOM AND ENTRANCE |
| 4 SEATER TABLE | | | |
|  | FB19 | 1. TABLE TOP – 21MM SOLID SALIGNA HARDWOOD (Eucalyptus Grendles) 2. Ø 25X1.6MM TUBING STACKABLE STEEL FRAME WITH BAKED LIGHT GREY EPOXY/POLYESTER POWDER COATING FINISH 3. DURABLE PLUGS FITTED TO ALL OPEN ENDS 4. PENCIL GROOVE 16X3MM 5. ALL TIMBER COMPONENTS TO BE VARNISHED WITH TWO COATS OF ACID CATALYSED LACCUER 6. FIT TOP STEEL FRAME WITH APPROACHED SCREWS 7. TABLE MUST COMPLY WITH SANS 660:2004 (Edition 3.2) Length – 1200mm Width – 1200mm Height – 760mm | PLAYROOM AND ENTRANCE |
| HOUSEMASTER BEDROOM DESK | | | |
|  | FB20 | CARCASSES, SHELVES, DRAWERS & DOORS GENERALLY 16MM MELAMINE COVERED. REFER TO ARCHITECT'S JOINERY SCHEDULE Length – 1600mm Width – 750mm Height – 760mm | HOUSEMASTER BEDROOM DESK |
| CHAIRS / COUCHES | | | |
| TEACHER'S CHAIR | | | |
|  | FC1 | 1. SEAT AND BACK APPROVED FOAM (SEAT MINIMUM 23KG) BACK MINIMUM 16KG) AND UPHOLSTERY (100% POLYPROPYLENE – CONTRACT QUALITY) FOAM TO BE GLUED ONTO 16MM PARTICLE BOARD 2. STACKABLE STEEL FRAME ASSEMBLY: 22.23X1.2MM SQUARE TUBING WITH BAKED BLACK EPOXY/POLYESTER POWDER COATING FINISH. 3. DURABLE PLUGS FITTED TO ALL OPEN STEEL ENDS 4. SEAT FITTED TO STEEL FRAME WITH APPROVED SCREWS 5. BACK FITTED WITH BOLTS & T-NUTS TO STEEL FRAME 6. CHAIR TO COMPLY WITH SANS/SABS 1244:1979 | HOUSEMASTER'S BEDROOM. CLASSROOM. OFFICES. SOCIAL WORKER. AUDIOLOGIST. SPEECH THERAPY. STAFF RESOURCES. GUEST BEDR'M (DORM'S). |





| TYPE | REF | DESCRIPTION | ROOM |
|---|-----|---|---|
| UPHOLSTERED SIDE CHAIR | | | |
|  | FC2 | <ol style="list-style-type: none"> SEAT AND BACK APPROVED FOAM (SEAT MINIMUM 23KG/M3; BACK MINIMUM 16KG/M3) AND UPHOLSTERY (100% POLYPROPYLENE – CONTRACT QUALITY) FOAM TO BE GLUED ONTO 16MM PARTICLE BOARD STACKABLE STEEL FRAME ASSEMBLY 22.23X1.2MM SQUARE TUBING WITH BAKED BLACK EPOXY/POLYESTER POWDER COATING FINISH DURABLE PLUGS FITTED TO ALL OPEN STEEL ENDS SEAT FITTED TO STEEL FRAME WITH APPROVED SCREWS BACK FITTED WITH BOLTS & T-NUTS TO STEEL FRAME APPROVED ARM RESTS FITTED TO STEEL FRAME CHAIR TO COMPLY WITH SANS/SABS 1244:1979 | HEAD OF DEPARTMENT SICKROOM SOCIAL WORKER. SPEECH THERAPY. |
| PRINCIPAL CHAIR | | | |
|  | FC3 | <ol style="list-style-type: none"> SEAT AND BACK APPROVED FOAM [SEAT (50MM THICK) MINIMUM] 23KG/M3; BACK (40MM THICK) MINIMUM 16KG/M3] AND UPHOLSTERY (100% POLYPROPYLENE – CONTRACT QUALITY) FOAM TO BE GLUED ONTO +/- 11MM SHAPED PLYWOOD SEAT AND BACK STEEL FRAME; Ø25.4 X 1.6MM TUBING WITH BAKED BLACK EPOXY/POLYESTER POWDER COATING FINISH DURABLE PLUGS FITTED TO ALL OPEN STEEL ENDS APPROVED ARM RESTS TO BE FITTED TO STEEL FRAME SEAT FITTED WITH BOLTS & T-NUTS TO STEEL FRAME BACK FITTED WITH BOLTS & T-NUTS TO STEEL FRAME SWIVEL & TILT MECHANISM GAS HEIGHT ADJUSTABLE SPINDLE FIVE (5) STAR REINFORCE NYLON BASE + DURABLE CASTORS CHAIR TO COMPLY WITH SABS1528-1;1992 | PRINCIPAL OFFICE MEETING ROOM |
| ADMINISTRATOR TYPIST CHAIR | | | |
|  | FC4 | <ol style="list-style-type: none"> SEAT AND BACK APPROVED FOAM [SEAT (45MM THICK) MINIMUM 23KG/M3, BACK (25MM THICK) MINIMUM 16KG/M3] AND UPHOLSTERY (100% POLYPROPYLENE – CONTRACT QUALITY) FOAM TO BE GLUED ONTO ± 11MM SHAPED PLYWOOD SEAT AND BACK SEAT FITTED WITH BOLTS & T-NUTS TO STEEL FRAME BACK FITTED WITH BOLTS & T-NUTS TO STEEL FRMAE GAS HEIGHT ADJUSTABLE SPINDLE FIVE (5) STAR REINFORCE NYLON BASE WITH DURABLE CASTORS CHAIR TO COMPLY WITH SANS/SABS 1244;1979 | ADMIN. OFFICE SEWING W.S. ARTS & CRAFTS W.S. LIBRARY NURSE STAT'N |
| STUDENT TYPIST CHAIR | | | |
|  | FC5 | <ol style="list-style-type: none"> SEAT INJECTION MOULDED POLYPROPYLENE COPOLYMER (REF.2.1.8) ORANGE STEEL FRAME: Ø 19X1.6mm WITH BAKED LIGHT GREY POLYESTER/EPOXY POWDER COATING (REF.2.1.18/19) ADJUSTABLE BY MEANS OF A SPINDLE FITTED INTO A TAPERED BUSH NYLON PLUGS TO ALLEG ENDS (REF.2.1.20) SEAT FASTEN WITH TAMPERED PROOF SCREWS TO SEAT FRAME <p>SEAT HEIGHT 450mm</p> | STUDENT SEWING W.S. ARTS & CRAFTS W.S. SIGN LANGUAGE CAT STUDIO |


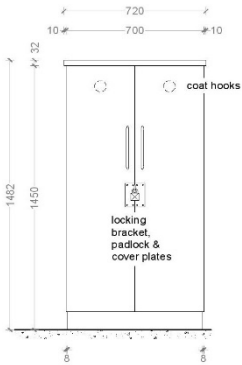


| TYPE | REF | DESCRIPTION | ROOM |
|---|------|--|--|
| STACKABLE CHAIR | | | |
|  | FC6 | <ol style="list-style-type: none"> SEAT INJECTION MOULDED POLYPROPYLENE COPOLYMER STACKABLE STEEL FRAME Ø 19.05X1.6MM TUBING WITH BAKED LIGHT GREY EPOXY/POLYESTER POWDER COATING FINISH DURABLE FERRULES FITTED TO ALL LEG ENDS FIT SEAT TO STEEL FRAME WITH APPROVED SCREWS. CHAIR MUST COMPLY WITH SANS 660:2004 (EDITION 3.2) <p>HEIGHT – 400MM</p> | <p>STAFF ROOM</p> <p>LIBRARY</p> <p>SIGN LANG.</p> <p>PLAYROOM AND ENTRY</p> <p>CONSUMER (PUBLIC)</p> |
| LABORATORY CHAIR | | | |
|  | FC7 | <ol style="list-style-type: none"> Ø300MM POLYPROPYLENE COPOLYMER INJECTION MOULDED SEAT TO BE FITTED BY MEANS OF POP RIVETS Ø25X1.6MM STEEL TUBING WITH BAKED POLYESTER/EPOXY LIGHT GREY POWDER COATING Ø10MM STEEL ROD NYLON PLUGS TO ALL LEG ENDS <p>HEIGHT – 650MM</p> | <p>CONS. STUDY</p> <p>SIGN LANG. OFFICE</p> <p>PRINT & COPY</p> <p>BEDS (DORM)</p> <p>WOODWORK</p> |
| SINGLE SEATER COUCH | | | |
|  | FC8 | <p>SINGLE SEATER CHAIR</p> <p>Length – 860mm Width – 870mm Height – 700mm Seat width – 550mm Seat – 650mm</p> | <p>ADMIN FOYER</p> <p>HM LOUNGE</p> |
| DOUBLE SEATER COUCH | | | |
|  | FC9 | <p>DOUBLE SEATER CHAIR</p> <p>Length – 1540mm Width – 870mm Height – 700mm Seat width – 1200mm Seat – 650mm</p> | <p>ADMIN FOYER. THERAPY. STAFF RESOURCE. HM LOUNGE. CONSUMER</p> |
| CORNER COUCH | | | |
|  | FC10 | <p>CORNER COUCH COMPRISED OF TWO 3 SEATER COUCHES (EACH WITH ONE ARM) AND A CORNER SECTION. STANDARD WITH WOODEN LEGS.</p> <p>Corner Unit: Length – 850mm Width – 850mm Height – 790mm</p> <p>Three Seater: Length – 2140mm Width – 850mm Height – 790mm</p> | <p>PLAYROOM AND ENTRANCE</p> |
| OTTOMAN | | | |
|  | FC11 | <p>UPHOLSTERED OTTOMAN</p> <p>Height – 460mm</p> | <p>THERAPY. READING AREA. PLAYROOM AND ENTRY. CONSUMER (PUBLIC).</p> |





| TYPE | REF | DESCRIPTION | ROOM |
|---|------|--|--|
| BEANBAG | | | |
|  | FC12 | HIGH STRENGTH AND FIRE-RETARDANT FAUX LEATHER BEAN BAG FILLED WITH POLYSTYRENE BEADS. Diameter – 900mm | THERAPY. READING AREA. PLAYROOM AND ENTRY. |
| STACKABLE GRADE R CHAIR | | | |
|  | FC13 | STACKABLE GRADE R CHAIR. POLYPROPYLENE WITH BRUSHED ALUMINIUM LEGS Seat – 443mm Seat height – 450mm | GRADE R CLASSROOM |
| HAIRDRESSER CHAIR | | | |
| | FC14 | | HARIDRESSING |
| HAIRWASH CHAIR / COMBO BASIN | | | |
| | FC15 | | HAIRDRESSING |



| CUPBOARDS | | | |
|---|------------|---|--|
| STATIONARY CUPBOARD | | | |
|  | FD1 | <ol style="list-style-type: none"> 1. CARCASS (TOP, BOTTOM, DOORS, SIDES AND SHELVES) MANUFACTURING FROM 16MM DOUBLE MELAMINE FACED (NATURAL OAK) PARTICLE BOARD. ALL EDGES SEALED WITH MATCHING PVC EDGING. 2. BACK (GROOVED AND GLUED IN) MANUFACTURED FROM 12MM DOUBLE SIDED MELAMINE FACED (NATURAL OAK) PARTICLE BOARD 3. APPROVED SOLID OAK CUP HANDLE 4. APPROVED ADJUSTABLE FEET 5. APPROVED CONCEALED HINGES 6. CUPBOARD MUST COMPLY WITH SABS 1528-3:1992 <p>HEIGHT – 1511 WIDTH – 1000 DEPTH - 450</p> | <p>H.O.D. OFFICE</p> <p>SOCIAL WORKER.</p> |
| PRINCIPAL'S CUPBOARD | | | |
|  | FD2 | <ol style="list-style-type: none"> 1. CARCASS (TOP, BOTTOM, DOORS, SIDES AND SHELVES) MANUFACTURING FROM 16MM DOUBLE MELAMINE FACED (NATURAL OAK) PARTICLE BOARD. ALL EDGES SEALED WITH MATCHING PVC EDGING. 2. BACK (GROOVED AND GLUED IN) MANUFACTURED FROM 12MM DOUBLE SIDED MELAMINE FACED (NATURAL OAK) PARTICLE BOARD 3. APPROVED SOLID OAK CUP HANDLE 4. APPROVED ADJUSTABLE FEET 5. APPROVED CONCEALED HINGES 6. CUPBOARD MUST COMPLY WITH SABS 1528-3:1992 <p>HEIGHT – 1511 WIDTH – 1000 DEPTH - 450</p> | <p>PRINCIPAL OFFICE</p> |
| PIGEON HOLES - ADMIN | | | |
|  | FD3 | <ol style="list-style-type: none"> 1. LP. LAMINATE: DOUBLE DECOR WITH 16mm SUBSTRATE (REF 2.1.9) 2. 6.4mm SHELVES AND 3.2mm BACK PANEL RECESSED INTO TOP AND SIDES (IN HARDBOARD) 3. ALL EPOSED EDGES TO BE EDGED WITH MATCHING LAMINATE (REF 2.1.3) <p>HEIGHT – 1435 WIDTH – 890 DEPTH - 400</p> | <p>STAFF ROOM</p> <p>ADMIN OFFICE</p> |










| TYPE | REF | DESCRIPTION | ROOM |
|---|-----|--|------------------|
| LIBRARY BOOKSHELVES | | | |
|  | FD4 | <ol style="list-style-type: none"> CARCASS (TOP, BOTTOM, SIDES AND ADJUSTABLE SHELVES) MANUFACTURED FROM 16MM SUBSTRATE VENEER BOARD (COLOUR TO MATCH ITEM IN FIG 13) ALL EDGES SEALED WITH MATCHING VENEER DOOR FRAME ASSEMBLES, FIXED SHELF AND BASE MANUFACTURED FROM 21MM SOLID SALIGNA HARDWOOD (Eucalyptus Crendls) BACK 3.2MM HARDBOARD ALL TIMBER COMPONENTS TO BE VARNISHED WITH TWO COATS OF CATALYSED LACCUER BOOKSHELF MUST COMPLY WITH SABS:1528- 3:1992 <p>HEIGHT – 1435 WIDTH – 1000 DEPTH - 400</p> | LIBRARY |
| FILING CABINET - PRINCIPAL | | | |
|  | FD5 | <ol style="list-style-type: none"> TOP MELAMINE FACED (OAK) LAMINATE AND BALANCING BACKER LAMINATED TO A 32MM SUBSTRATE BOARD CARCASS (SIDES, BOTTOM, RAILS AND DRAWER FRONTS) (NATURAL OAK) 16MM PARTICLE BOARD EDGES SEALED WITH MATCHING PVC EDGING TOP EDGES AT LEAST 2MM THICK PVC EDGING. BACK MANUFACTURED FROM DOUBLE SIDED MELAMINE FACED (NATURAL OAK) 12MM PARTICLE BOARD APPROVED LOCKS DRAWER CARCASS MANUFACTURED FROM DOUBLE SIDED MELAMINE FACED 16MM PARTICLE BOARD, EDGES SEALED WITH MATCHING PVC EDGING, A4 POCKET FOLDERS MUST FIT IN DRAWER IN A HANGING POSITION APPROVED HANDLE AND METAL DRAWER RUNNERS CABINET MUST COMPLY WITH SABS 1528-3:1992 <p>HEIGHT – 1350 WIDTH – 487 DEPTH - 550</p> | PRINCIPAL OFFICE |
| CREDENZA | | | |
|  | FD6 | <ol style="list-style-type: none"> TOP POSTFORMED (180°) DECORATIVE MELAMINE OAK WITH BALANCED BACKER LAMINATED ON 32MM SUBSTRATE PARTICLE BOARD CARCASS (SIDES, BOTTOM AND ADJUSTABLE SHELF) MANUFACTURED FROM 16MM DOUBLE SIDED MELAMINE FACED (NATURAL OAK) PARTICLE BOARD DOORS AND BACK (GROOVED AND GLUED IN) MANUFACTURED FROM 12MM DOUBLE SIDED MELAMINE FACED (NATURAL OAK) PARTICLE BOARD ALL EDGES TO BE SEALED WITH MATCHING PVC EDGING APPROVED HEIGHT ADJUSTABLE FEET APPROVED HANDLES AND LOCK (PUSH BUTTON) PVC SLIDING HANDLES TOP AND BOTTOM CREDENZA MUST COMPLY WITH SABS 1528-3:1992. <p>HEIGHT – 751 WIDTH – 1100 DEPTH - 511</p> | PRINCIPAL OFFICE |





| TYPE | REF | DESCRIPTION | ROOM |
|---|------|--|--------------------------------------|
| CORNER PIECE | | | |
|  | FD7 | <ol style="list-style-type: none"> 1. TOP POSTEDREWED (180°) DECORATIVE MELAMINE (COLOUR – NATURAL OAK) AND BALANCING BACKER LAMINATED ONTO A 32MM PARTICLE BOARD 2. EDGES TO BE SEALED WITH MATCHING PVC EDGING (AT LEAST 2MM THICK) 3. APPROVED FIXING METHOD TO DESK AND SIDE TABLES 4. CONNECTING CORNER MUST COMPLY WITH SABS 1528-2:1998 (Edition 1.1) <p>HEIGHT – 1435 WIDTH – 1000 DEPTH - 400</p> | PRINCIPAL OFFICE |
| GLASS BOOKCASE | | | |
|  | FD8 | <ol style="list-style-type: none"> 1. CARCASS (TOP, BOTTOM, SIDES AND ADJUSTABLE SHELVES) MANUFACTURED FROM 16MM SUBSTRATE VENEER BOARD (COLOUR TO MATCH ITEM IN FIG 13) ALL EDGES SEALED WITH MATCHING VENEER 2. DOOR FRAME ASSEMBLES, FIXED SHELF AND BASE MANUFACTURED FROM 21MM SOLID SALIGNA HARDWOOD (Eucalyptus Crendls) 3. BACK 3.2MM HARDBOARD 4. ALL TIMBER COMPONENTS TO BE VARNISHED WITH TWO COATS OF CATALYSED LACCUER 5. FIT 3MM CLEAR FLOAT GLASS TO DOOR FRAMES 6. BOOKCASE MUST COMPLY WITH SABS:1528-3:1992 <p>HEIGHT – 1435 WIDTH – 1000 DEPTH - 400</p> | PRINCIPAL OFFICE |
| CORRESPONDENCE RACK | | | |
|  | FD9 | <ol style="list-style-type: none"> 1. CARCASS (BOTTOM, SIDES, BACK AND DIVISION) MANUFACTURED FROM DOUBLE SIDED MELAMINE FACED (NATURAL OAK) 12MM PARTICLE BOARD 2. ALL EDGES SEALED WITH PVC EDGING 3. CORRESPONDENCE RACK MUST COMPLY WITH SABS 1528-3:1992 <p>HEIGHT – 76 WIDTH – 771 DEPTH - 353</p> | PRINCIPAL OFFICE ADMIN OFFICE |
| STEEL LOCKABLE CUPBOARD | | | |
|  | FD10 | <p>LOCKABLE STEEL CUPBOARDS WITH 4 ADJUSTABLE SHELVES – IVORY COLOUR</p> <p>HEIGHT – 1800 WIDTH – 900 DEPTH - 450</p> | CLASSROOMS |




| TYPE | REF | DESCRIPTION | ROOM |
|---|------|---|--|
| DRUG CUPBOARD (SICK BAY) | | | |
|  | FD11 | <p>WHITE EPOXY COATED DOUBLE DOOR STORAGE CABINET WITH SMALL INSIDE LOCKER FOR SCHEDULED MEDICATION. WALL MOUNTABLE AND LOCKABLE.</p> <p>Width – 710mm Depth – 280mm Height - 770mm</p> | SICK ROOM |
| BEDROOM CUPBOARD (DOUBLE) | | | |
|  | FD12 | <p>GENERAL - CARCASSES, SHELVES, DRAWERS AND DOORS - 16MM MELAMINE COVERED CHIPBOARD WITH 2MM IMPACT EDGING.</p> <p>REFER TO ARCHITECT'S JOINERY SCHEDULE</p> <p>Length – 720mm Width – 600mm Height – 1482mm</p> | <p>BEDROOMS (DORMS)</p> <p>GUEST BEDROOM (DORMS)</p> |
| ELECTRIC APPLIANCES | | | |
| TV SET – 24" | | | |
|  | FE1 | <p>24" (610MM) HD READY LED TV RESOLUTION – 1366 X 768</p> | HOUSEMASTER'S LOUNGE |
| TV SET – 32" | | | |
|  | FE2 | <p>32" (810MM) HD READY LED TV RESOLUTION – 1366 X 768</p> | ENTRANCE AND PLAYROOM |
| OVERLOCKER | | | |
| | FE3 | | SEWING W.S. |

| TYPE | REF | DESCRIPTION | ROOM |
|---|-----|---|--|
| NETWORK SERVER POINT | | | |
| | FE4 | | LIBRARY STORE STRONG ROOM 1&2 (RESOURCES) |
| BEDS | | | |
| SINGLE BED FRAME | | | |
|  | FF1 | STEEL FRAME SINGLE BED Length – 1910mm Width – 910mm Height – 430mm Headboard height – 770mm | GUEST BEDROOM (DORMS) SICK ROOMS |
| SINGLE BED MATTRESS | | | |
|  | FF2 | FOAM MATTRESS – 23 “HIGH” DENSITY FOAM MATTRESS COVER – NAVY WATERPROOF TAFFETA ENVELOPE COVER Length – 1880mm Width – 910mm Thickness – 150mm | TO MATCH BEDS |
| DOUBLE BUNK FRAME | | | |
|  | FF3 | STEEL FRAME DOUBLE BUNK BED Length – 1910mm Width – 760mm Height – 1330mm | DORMITORY BEDROOM |
| DOUBLE BED MATTRESS AND BASE SET | | | |
|  | FF4 | DOUBLE BED MATTRESS AND BASE TO APPROVAL. Length – 1880mm Width – 1370mm Mattress thickness – 200mm Base height – 330mm Total height – 530mm | H.M. BEDROOM |

| MAT / LOOSE CARPET | | | |
|--|-----|---|--|
| LOOSE MAT TO APPROVAL | | | |
|  | FG1 | GEOMETRIC WOVEN RUG, TO ARCHITECT'S APPROVAL Length – 3000mm Width – 2000mm | ENTRANCE AND PLAYROOM THERAPY LOBBY |
| LOOSE MAT (GRADE R) | | | |
|  | FG2 | APPROVED WOVEN RUG WITH PATTERNS, TO ARCHITECT'S APPROVAL Length – 3000mm Width – 3000mm | GRADE R CLASSROOM |
| KITCHEN EQUIPMENT / UTENSILS / APPLIANCES | | | |
| COMBINATION EQUIPMENT PACK 1 | | | |
|  | FH1 | TOP FREEZER FRIDGE GROSS CAPACITY – 220 LITRES Height – 1530mm Width – 479mm Length – 487mm 900-WATT ELECTRONIC MICROWAVE Gross capacity – 28 Litres Control Type – Touch control 18" PUSH BROOM WITH ADJUSTABLE LONG HANDLE, MULTI-SURFACE FLOOR SCRUB BRUSH | ELECTRIC KETTLE WITH BOIL DRY PROTECTION Gross Capacity - 1.7 Litre 25 LITRE PLASTIC SWING BIN Length – 260mm Height – 575mm HEAVY DUTY METAL DUSTPAN AND BRUSH STRONG STEEL DUST PAN AND SOFT PVC HAND BRUSH |
| | | | KITCHEN |

| TYPE | REF | DESCRIPTION | ROOM | |
|--|-----|---|--|---------|
| COMBINATION EQUIPMENT PACK 2 | | | | |
|      | FH2 | <p>750 WATT Toaster with variable browning control and cancel button. Size – 2 Slice Toaster</p> <p>PORTABLE VEGETABLE PEELER WITH STAINLESS STEEL BLADE</p> <p>PORTABLE CAN OPENER WITH CARBON STEEL CUTTING WHEEL</p> <p>SMALL GLASS CASSEROLE DISH WITH GLASS LID Size – 1500ml Microwave safe</p> <p>WOODEN CHOPPING BOARD Length – 250mm Width – 160mm</p> | <p>STAINLESS STEEL ROLL TOP BREAD BIN Length - 430mm Width – 240mm Height – 200mm</p> <p>MULTI-PURPOSE KITCHEN SCISSORS</p> <p>CLASSIC UTILITY KNIFE Size – 150 mm</p> <p>ROUND GLASS MIXING BOWL Size – 1 litre</p> | KITCHEN |
| COMBINATION EQUIPMENT PACK 3 (plates & bowls) | | | | |
|  | FH3 | <p>Porcelain dinner plate Size – 270mm Microwave-safe</p> <p>Porcelain side plate Size – 190mm Microwave-safe</p> | <p>Porcelain bowl Size – 120mm X 70mm Microwave-safe</p> | KITCHEN |
| DRINKING GLASS | | | | |
|  | FH4 | <p>Long glass drink cup Volume – 330ml</p> | | KITCHEN |
| COFFEE CUP | | | | |
|  | FH5 | <p>Porcelain coffee mug Volume – 300ml Microwave-safe</p> | | KITCHEN |
| TEA CUP | | | | |
|  | FH6 | <p>Porcelain tea cup Volume – 220ml Flat saucer - 150mm Microwave-safe</p> | | KITCHEN |

| SS CUTLERY SET | | | | |
|---|------|---|---|------------------|
|  | FH7 | STAINLESS STEEL TABLE KNIFE STAINLESS STEEL TABLE SPOON | STAINLESS STEEL TABLE FORK STAINLESS STEEL TEA SPOON | KITCHEN |
| GAS STOVE | | | | |
|  | FH8 | 4-PLATE GAS COOKER WITH OVEN, TO APPROVAL. INSTALLATION ALL TO ENGINEER'S SPECIFICATIONS. | | CONSUMER STUDIES |
| ELO STOVE | | | | |
|  | FH9 | STAINLESS STEEL 2 DOOR EYE LEVEL OVEN, TO APPROVAL. INSTALLATION ALL TO ENGINEER'S SPECIFICATIONS. | | CONSUMER STUDIES |
| REFRIDGERATOR / FREEZER (DOUBLE DOOR UNIT) | | | | |
|  | FH10 | METALIC SIDE-BY-SIDE FRIDGE / FREEZER, TO APPROVAL | | CONSUMER STUDIES |

| TYPE | REF | DESCRIPTION | ROOM |
|--|------|--|---------------|
| AUDIO BOOTH | | | |
|  | FH11 | SCREENING AUDIO BOOTH AS PER SPECIALIST SPECIFICATIONS, TO APPROVAL | AUDIOLOGY |
| WALL-MOUNTED HAIR DRYER | | | |
|  | FH12 | WALL-MOUNTED HAIR HOOD DRYER, WITH INSTALLATION ALL AS PER MANUFACTURER'S SPECIFICATIONS AND DETAILS | HAIR DRESSING |
| RUBBISH BIN | | | |
|  | FH13 | 25 Litre Plastic swing bin Length – 260mm Height – 575mm | GENERAL |